

In this Winlink Thursday Exercise for April 14 2022, you will:

- Read all of the instructions in this Exercise Scenario.
- Send a General/Field Situation Report (FSR) to your ETO Clearinghouse.

Some reminders, especially for New Arrivals to ETO:

- Read and Follow the Instructions Precisely. Details are sometimes missed in the reading, and some of our assignments can be tricky! **Double-check before sending!**
- Make Sure you Address the Correct Clearinghouse for Your Geographic Location (especially if you're temporarily in a different region)
 - Our Tactical Addresses are all formatted as "ETO-nn", where nn is *always* either a 2-digit number ("01", "03", ..., "10") or "DX".
 - Make sure you type the number ZERO, not the letter "O", in the 2-digit number.
 - If you don't know your Clearinghouse's Tactical Address, use this web page to look it up: https://emcomm-training.org/More_Info.html#Maps
- For our exercises, we recommend that you always check the "Request message receipt" box in your message before you Post it to your OutBox.
- Another suggestion from our Gurus: put your own "normal" Email Address in the CC box, so that you receive a copy in your non-Winlink Email, as another confirmation that your Winlink message was sent out correctly.
- **IMPORTANT! Just because you receive a CC of your own Winlink submission, and/or receive an ACK from your Clearinghouse, doesn't guarantee that your position will be shown on the Results Map. Your message needs to follow the exercise instructions 100% correctly, for your QTH to be plotted.**
- **IMPORTANT! Always accept form updates (if offered, when starting up Winlink Express) before starting an exercise. Always accept updates to the Winlink Express executable (if offered) before starting an exercise.**
- ETO exercises are designed to be fulfilled using Winlink Express, in a Windows environment. If you choose to use any other Winlink Client Program, your mileage may vary, and your response may not be mapped or graded as Correct.

Introduction

The Field Situation Report (hereafter “FSR”) is a new, “mappable” Standard Template. The FSR was released on March 30, 2022, as part of the Standard Forms update 185. As a mappable template, you can use the built-in capabilities of Winlink Express to view FSR messages that have been sent to you. If you’re not familiar with the mapping capabilities of Winlink Express, the Winlink developers have produced a short introduction to those capabilities: [Mapping Enabled Winlink Forms](#). Note that the presentation highlights the use of the SHARES/SpotRep 2 template. SpotRep 2 is very similar, but different from FSR. This exercise will only use FSR.

The purpose of the FSR is to allow you to **report the situation** concerning your local infrastructure as you actually observe it in the **field**. It is vital that you report what you actually observe. If you don’t know the status of an item, the correct answer is “Unknown - N/A”

Let’s take an example from the template – don’t worry, we’ll go over detailed instructions for how to complete the entire form later. Consider the status of TV Stations functioning:

7. TV Stations functioning? YES NO Unknown - N/A

If no, indicate over-the-air or cable. State provider

Suppose you’re operating from a location where there isn’t a television set available. Don’t guess, don’t assume, simply state “Unknown - N/A”

The template asks about what you can observe about Landline (telephones), Cell Phones, AM/FM Broadcast Stations, TV Stations, Public Water Works, Commercial Power, Internet and NOAA/NWS Weather Radio.

Many of our DX participants will probably answer “Unknown - N/A” for the Weather Radio question. (However, other countries may have Weather Radio systems available)

Some of the questions have various types of “No” responses. If the functionality is partially degraded or has limited functionality, choose the appropriate “No, but” response.

All of the questions also allow for comments. This is for you to identify the Service Provider (name of utility), Station Frequency, etc.

There may be occasions when you haven’t directly observed the situation, but a third party is reporting to you on the status. If you don’t trust the source, then your best answer will be “Unknown - N/A”. If you do trust the source, consider adding that party’s name to the list of Points of Contact. Don’t worry, we’ll go over that later.

Grading

To encourage all participants to take care in **reading** and **following** the instructions on this Exercise Scenario, the FSRs will all be automatically graded.

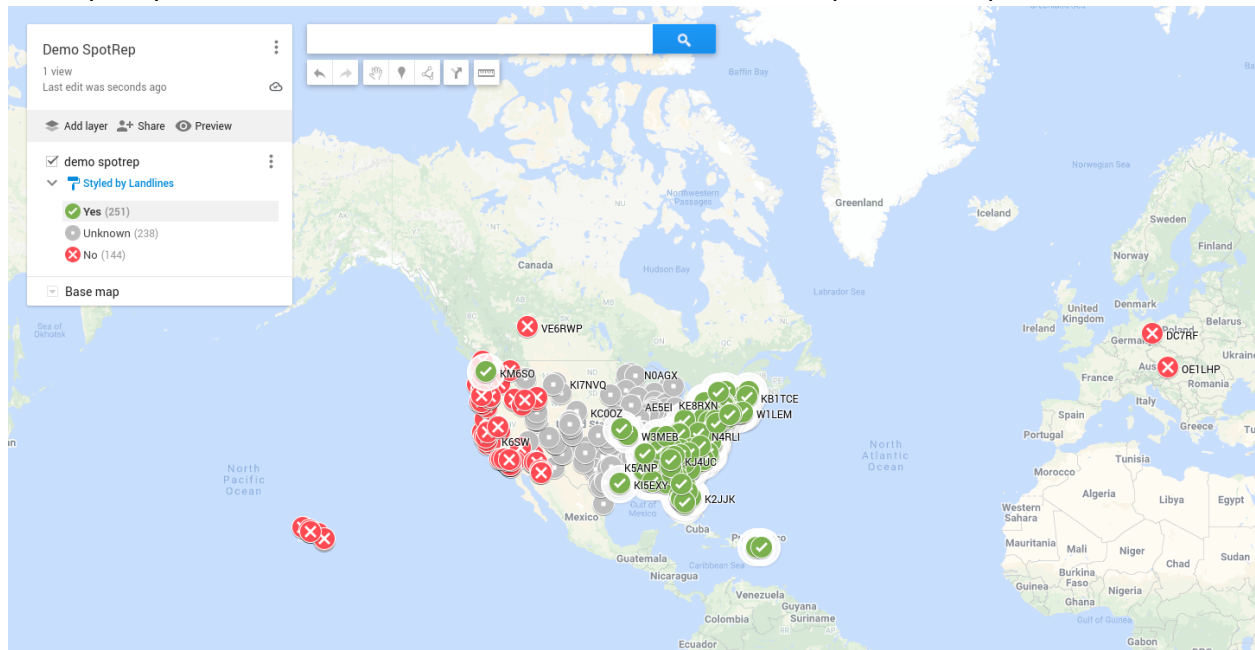
Before starting to complete the template, you must know what ETO Clearinghouse you will be sending your response to. That’s because **some** of the **required** answers **depend on the clearinghouse**. Again, If you don't know your Clearinghouse's Tactical Address, use this web page to look it up: https://emcomm-training.org/More_Info.html#Maps

Once you know your clearinghouse, you’ll provide the follow answers on the form

Regions	Box 7 – TV Stations	Box 8 – Water Works	Box 10 – Internet
ETO-01,02,03,04	YES	Unknown - N/A	NO
ETO-05,06,07,08	Unknown - N/A	NO	YES
ETO-09,10,DX	NO	YES	Unknown - N/A

In the comments for boxes 7, 8, and 10, use the phrase “this is an exercise” (without quotation marks)

If everybody reads and follows the instructions, we’ll be able to produce maps like this



To make it simple to earn a perfect score, here are **all** the questions and **correct** answers

Field	All	ETO-01,02,03,04	ETO-05,06,07,08	ETO-09,10,DX
PRECEDENCE	R - Routine			
Task #	WLT-001			
EMERGENT/LIFE SAFETY Need	NO			
EMERGENT/LIFE SAFETY Need Comments	(blank)			
TV Stations functioning		YES	Unknown - N/A	NO
TV Stations comment		this is an exercise	this is an exercise	this is an exercise
Public Water Works functioning		Unknown - N/A	NO	YES
Public Water Works comments		this is an exercise	this is an exercise	this is an exercise
Internet functioning		NO	YES	Unknown - N/A
Internet comments		this is an exercise	this is an exercise	this is an exercise

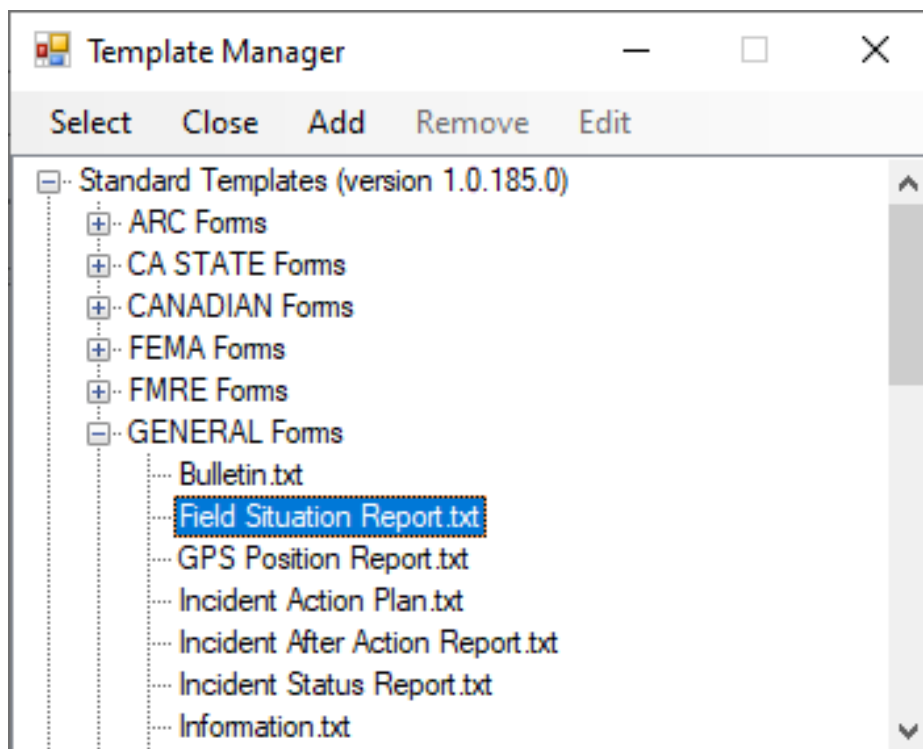
Each correct answer gets 10 points. Get all ten questions correct and get a perfect 100!

NOTE: as you'll shortly see, there are other possible values for PRECEDENCE other than "R - Routine". Due to the potential consequences of using an inappropriate value for PRECEDENCE, for this exercise only, any value other than "R - Routine" will cause your entire grade to be 0. **You have been warned.**

General Instructions

Send Your Field Situation Report to your clearinghouse

1. Open the Winlink Express application.
2. If prompted, update the Winlink forms and/or Winlink Express Software.
3. Under "Message" open the menu to "New Message".
4. In the new message window, open the "Field Situation Report" using the following menu
5. choices: Select Template/Standard Templates/General Forms/Field Situation Report.txt
6. Complete the form using the **Detailed Instructions** on the next page
7. Click on the Submit button.
8. Close the browser.
9. Optionally, enter your internet email address in the CC: line.
10. Click on "Post to Outbox" on the menu bar.
11. Check the Outbox folder to verify your message is in the Outbox.
12. Select your session type from the drop-down list to the right of the Open Session button.
13. Click the Open Session Button.
14. The Open Session Window will open. Click Start to send your message.



Detailed Instructions on filling out the Field Situation Report

Exercise Scenario-specific (gradable) instructions highlighted in yellow

Click the "Setup" button. Enter "ETO Winlink Thursday" in the popup window.

PRECEDENT: leave the PRECEDENCE as R - Routine

DATE/TIME: use the supplied current date and time

TASK #: enter **WLT-001** in the Task # box.

TO: enter your Clearinghouse Tactical Address: ETO-01 .. ETO-10 or ETO-DX as appropriate

INFO (CC): enter your regular email address

Box 1: EMERGENT/LIFE SAFETY Need: leave as NO

Box 1 comments: leave empty

Box 2: City/County/State/Territory: enter as appropriate

Box 3: Latitude and longitude: leave as supplied or enter as appropriate. *USA participants remember that longitude is entered as a negative value for the Western hemisphere.*

Box 4: LandLines functioning? Enter as appropriate. POTS stands for **Plain Old Telephone Service** and means analog voice over copper wire to the phone company's switching office. VoIP stands for **Voice over IP** and is digital voice. Only report on what you observe. Use Unknown - N/A if you don't know whether or not the service is working.

Box4 comments: indicate provider

Box 5: Cell Phones functioning? Enter as appropriate. Use Unknown - N/A if you don't know whether or not the service is working.

Box 5 comments: indicate provider

Box 6: AM/FM Broadcast Station functioning? Enter as appropriate. Use Unknown - N/A if you can't check whether or not you can receive.

Box 6 comments: indicate stations off the air, etc.

Box 7: TV Stations functioning? Enter based on your clearinghouse:

- ETO-01,02,03,04: YES
- ETO-05,06,07,08: Unknown - N/A

- ETO-09,10,DX: NO

Box 7 comments: this is an exercise

Box 8: Public Water Works functioning? Enter based on your clearinghouse:

- ETO-01,02,03,04: Unknown - N/A
- ETO-05,06,07,08: NO
- ETO-09,10,DX: YES

Box 8 comments: this is an exercise

Box 9 Commercial Power functioning? Enter as appropriate.

Box 9 comments: Enter as appropriate

Box 10 Internet functioning? Enter based on your clearinghouse:

- ETO-01,02,03,04: NO
- ETO-05,06,07,08: YES
- ETO-09,10,DX: Unknown - N/A

Box 10 comments: this is an exercise

Box 11: NOAA/NWS Weather Radio? Enter as appropriate. If you don't have the ability to assess whether or not normal NOAA broadcasts have been disrupted, response with Unknown - N/A.

Box 11 comments; enter as appropriate.

Box 12: Additional comments. Respond with a brief summary of the current situation expected outage times, major observations, etc.

Box 13: POC. Are you the reporter/observer or merely a "message passer"? If you're the reporter, simply enter your name and call sign. If you are just the message passer, then enter the name and contact information for the person who compiled the information

Sample Field Situation Report

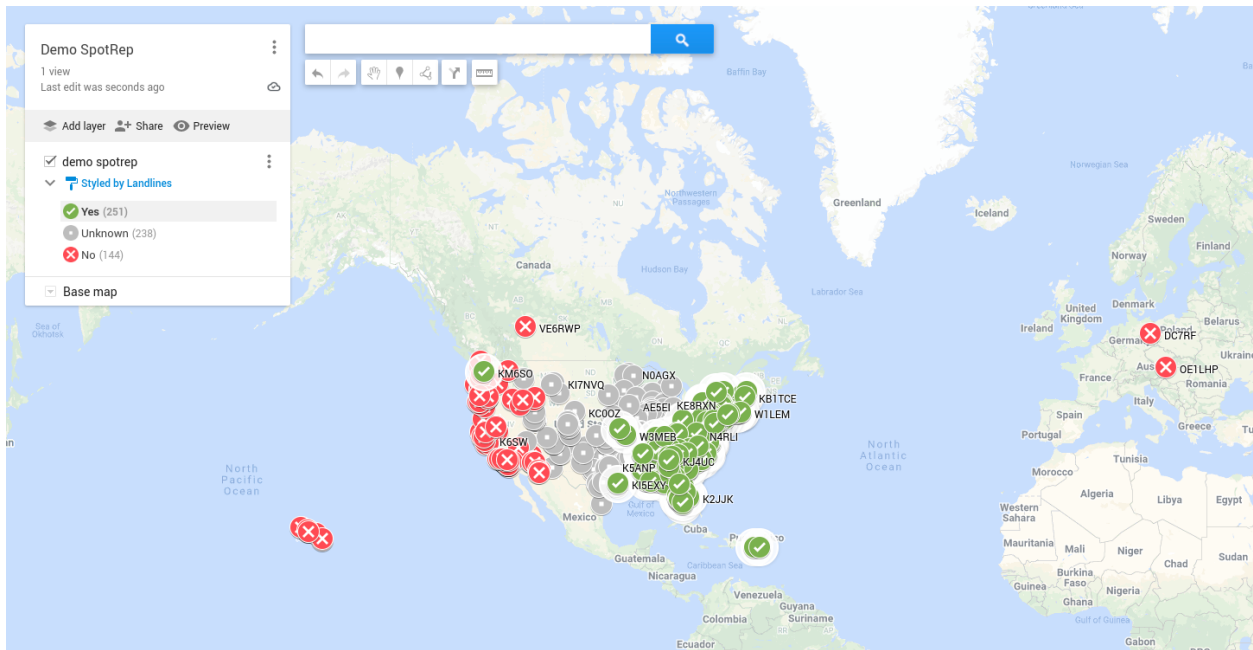
exercise values in yellow, incorrect values in red

FIELD SITUATION REPORT			
ETO Winlink Thursday			
Setup <small>Click to add an agency or group name</small>	Load Field Situation data	Form info	
<small>For Non-Express recipients, this form is sent as plain text in the message body. Once this page is submitted No changes or editing of this message are allowed</small>			
PRECEDENCE: (R) - Routine	DATE/TIME: 2022-04-01 01:13:02Z	TASK # WLT-001	
FROM: KM6SO			
TO: ETO-10			
INFO (CC): RTyulsker@gmail.com			
<small>Call signs or E-mails entered into the TO or INFO fields above, can be multiples separated by a semicolon ;</small>			
1. Is there is an EMERGENCY/LIFE SAFETY Need <input type="radio"/> YES <input checked="" type="radio"/> NO			
<small>If your local situation is LIFE CRITICAL, report via 911. If 911 services are not available, a reporter may use this form and mark the block for LIFE CRITICAL. the reporter should describe the situation and provide the residential address.</small>			
2. City: Mercer Island	County: King	State: WA	Territory:
3. Latitude and longitude: LAT 47.5373	LON -122.2389	MGRS 10TET5728065155	Grid CN87vm
<small>LAT and LON are required to map this SpotRep. If entering manually use Decimal Degree format or from an attached GPS device. By default: LAT, LON and MGRS to the center of the grid square listed in Express Settings</small>			
4. LandLines functioning? <input type="radio"/> YES <input checked="" type="radio"/> NO POTS <input type="radio"/> Unknown - N/A			
<input type="radio"/> NO VOIP			
<input type="radio"/> NO POTS nor VOIP			
ongoing outage on my block from Century Link			
5. Cell Phones functioning? <input type="radio"/> YES <input type="radio"/> NO <input type="radio"/> TEXT ONLY <input checked="" type="radio"/> Unknown - N/A			
I don't own a cell phone			
6. AM/FM Broadcast Stations functioning? <input checked="" type="radio"/> YES <input type="radio"/> NO <input type="radio"/> Unknown - N/A			
Indicate call sign/frequency/channel of station off the air			
7. TV Stations functioning? <input type="radio"/> YES <input checked="" type="radio"/> NO <input type="radio"/> Unknown - N/A			
this is an exercise			
8. Public Water Works functioning? <input checked="" type="radio"/> YES <input type="radio"/> NO <input type="radio"/> Unknown - N/A			
this is an exercise			
9. Commercial Power functioning? <input checked="" type="radio"/> YES <input type="radio"/> NO <input type="radio"/> UNSTABLE-Brown outs/blinking lights <input type="radio"/> Unknown - N/A			
Name provider(s)			
10. Internet functioning? <input checked="" type="radio"/> YES <input type="radio"/> NO <input type="radio"/> Unknown - N/A			
this is an exercise			
11. NOAA/NWS Weather Radio? <input type="radio"/> YES <input type="radio"/> YES, but degraded audio <input type="radio"/> NO <input checked="" type="radio"/> Unknown - N/A			
NOAA Seattle and NOAA Puget Sound both working			
12. Additional Comments <small>Brief summary of current situation - expected outage times, major observations, etc.</small>			
no ETA on landline repair			
13. POC: Bob Tyulsker, KM6SO			
Save Field Situation data	Submit	Reset Form	Ver 0.1.3

Exercise Summary

You're welcome to submit more than one FSR. However, only the latest FSR will be graded and mapped. You're also welcome to submit other Winlink Standard Templates, such as the Check In, Check Out, ICS-213 and even SpotRep 2. However only FSR messages with valid latitude and longitude values will be displayed on the normal "Clearinghouse" map.

In addition to the Clearinghouse map, we'll also be producing maps similar to the one below for each of TV Stations, Public Water Works and Internet.



You'll stick out like that station up by Seattle, Washington (in green, when it should be red) if you don't read and follow the instructions!

Finally, we'll be producing a map, showing all participants, grouped by their graded responses. It's easy to get a perfect score, just read and follow all the instructions.